

# OLIMPOS

OPHTHALMIC EXAMINATION UNIT



GREEN & LIGHT GREY



# OLIMPOS

## OPHTHALMIC EXAMINATION UNIT



Patient Chair (fixed)



Read Lamp



Sliding table for 2 instruments (Height is fixed)

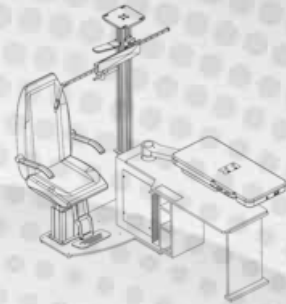


"Drawer" for trial lens set



Touch Control Panel

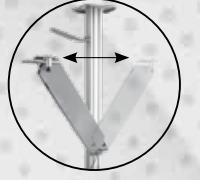
STANDARD



A2/Sliding Phoropter Arm



A1/Counter Balanced Phoropter Arm



A3/Automated Phoropter Arm



C1/Reclining Patient Chair



P1/Chart Projector Support (Type 1)



P1/Chart Projector Support (Type 2)



From Touch Control Panel

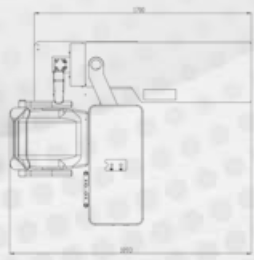

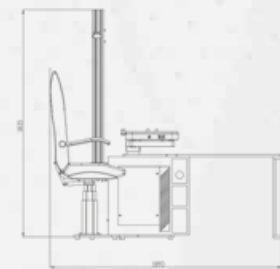


D1/Desk For Phoropter Contr. Panel OR Lensmeter & Etc.



F1/Tipup Foot Rest

OPTIONAL



# OLIMPOS

OPHTHALMIC EXAMINATION UNIT



# OLIMPOS

## OPHTHALMIC EXAMINATION UNIT

	BASIC TECHNICAL CAPACITY	STANDARD	OPTIONAL
1	BASE PLATE, MAIN BODY, SLIDING TABLE (FIXED HEIGHT) FOR 2 INSTRUMENTS	*	
2	MOTORIZED PATIENT CHAIR (UP & DOWN/24 CM.) BACK IS FIXED FROM CONTROL PANEL	*	
3	COLUMN FOR CHART/PHR. ARM. & READ LAMP	*	
4	READ (HEAD) LAMP	*	
5	DRAWER FOR TRIAL LENS SET	*	
6	MECHANICAL BREAK	*	
7	TIPUP ARM REST	*	
8	UNIVERSAL CHINREST PLATE FOR SLITLAMPS	*	
9	OUTPUTS FOR SLITLAMPS LED & HALLOGEN (5V/6V/12V/18V)	*	
10	SLIDING TABLE 90 DEGREE ROTATION & PATIENT CHAIR 360 DEGREE FUNCTIONAL MOVEMENT WITH LOCK	*	
11	RIGHT & LEFT HAND SELECTION	*	
12	SECURITY SWITCH UNDER SLIDING TABLE TO PROTECT PATIENT	*	
13	220 V OUTPUT FOR EXTRA DEVICES & SLEEPING MODE	*	
14	SLIDING TABLE MOTORIZED UP & DOWN MOVEMENT (14 CM.) FROM TOUCH CONTROL PANEL		*
15	RECLINER PATIENT CHAIR		*
16	CHART PROJECTOR HOLDER		*
17	ELECTROMAGNETIC BREAK (TO LOCK THE TABLE ALL POSITIONS) "WITH MECHANICAL BRAKE TOGETHER"		*
18	PHOROPTER ARMS (MOTORIZED OR MANUEL TYPES)		*
19	TIP UP FOOTREST		*
20	DESK FOR PHOR. CONTR. PANEL OR LENSMETER		*
21	WHEELCHAIR ACCESSABLE BASE PLATE		*

### OLIMPOS OPHTHALMIC EXAMINATION UNIT / TECHNICAL DATA

	Standard	Min. & Max.	Width & Length
Patient chair height		480 mm 720 mm	
Sliding table(Fixed) height	880 mm		
Sliding Table(Automated-"optional") height		880 mm 1025 mm	
Sliding table dimensions			425 mm 945 mm
Drawer for TLS dimensions			365 mm 545 mm

OUTPUT	210-240VOLT AC
Read Lamp	12-24VOLT/10WATT
Fuses	5A

